



*Brilliant Solutions &
Detailing Guide* **2014**

When people ask why I love the Car Hobby so much I find my thoughts going in many different directions. Of the many reasons that come to mind, I think it is the true sense of community and fellowship that I experience with car enthusiasts the world over, that I love the most.

Our common attraction is the universal passion we have for our cars... and the respect we share for each other's dedication to making our cars look "Show Car" perfect. While rare expensive cars are due their respect, Car Guys understand just how much work and perseverance is required to make any car look its best. It is this mutual understanding that unites us and transcends the social barriers that are all too common in other walks of life.

I am privileged to meet with Car Guys all over the world and it is a joy to see our hobby still growing at an incredible rate. New car clubs, events and online communities are springing up every day and it gives me so much pleasure to see our Meguiar's international "family" growing alongside the Car Hobby in so many parts of the world.

Only by continuing to embrace and support the global Car Hobby will Meguiar's continue to anticipate and satisfy the demands of those who seek automotive perfection. It is this passion we share with our customers around the world that has driven us to create the amazing products that you'll find in this catalogue.



INDEX

www.meguiars.co.uk | 0870 241 6696

The Meguiar's logo is positioned in the top right corner. It features the brand name 'Meguiar's' in a stylized, cursive font with a red ribbon graphic underneath. The logo is set against a dark background with a white outline.

- 04 HISTORY
- 05 5 STEPS
- 06 Q & A
- 07 RANGE
- 08 WASH
- 12 CLEAN / PREP
- 16 POLISH
- 18 WAX / PROTECT
- 20 OTHER SURFACES
- 25 ORDER FORM
- 26 WHEELS & TYRES
- 29 INTERIOR
- 32 MAINTAIN
- 34 ACCESSORIES
- 38 DA POLISHER
- 40 DETAILING GUIDE
- 52 STOCKISTS PAGES

HISTORY



What began over a century ago as a simple furniture polish laboratory in the garage of founder Frank Meguiar Jr., has spanned four generations of the Meguiar family. In his wildest dreams, it's doubtful that Frank Meguiar, Jr., could have foreseen what his first bottle of furniture polish in 1901 would evolve into over the next 100+ years.

Meguiar's®, Inc. has become the global leader in appearance care and is proud to offer our next generation of products, tools and accessories to serious car enthusiasts. We strive to set an entirely new standard for quality and performance in the industry.

From his first bottle of furniture polish, Frank Meguiar, Jr. built his business on excellent products and an understanding of his consumer's needs. Today, Meguiar's enduring and strong relationship with serious car enthusiasts worldwide has created a level of trust and respect for the brand that transcends our products and embodies the lifestyle of the car hobby. To this day, Meguiar's is committed to delivering products and building relationships that excite and unite car enthusiasts and professionals worldwide.



STEPS

www.meguiars.co.uk | 0870 241 6696

Meguiar's

1 WASH

Wash your car using water and a specially formulated car wash and conditioner. Dishwashing soaps & detergents strip your car's wax and can dry your paint out leading to a loss of gloss and shine. All Meguiar's washes are also environmentally safe.

2 CLEAN/PREP

Check for & remove above surface contaminants like tree sap mist with clay before checking for below-surface defects. The most effective way to remove below surface paint problems like oxidation, fine scratches and swirls is to use a clear-coat safe paint cleaner like Meguiar's® Ultimate Compound.

3 POLISH (optional)

Polishing is recommended as an optional step, especially for dark coloured cars, prior to waxing to help create the ultimate in high gloss.

4 WAX/PROTECT

To protect and add a brilliant shine to your paint's surface, use only premium car wax products like Meguiar's® Ultimate Wax.

5 MAINTAIN

Regular maintenance removes above surface contaminants like bird droppings or tree sap before they have time to bond or etch into your paint finish. Meguiar's® Quik Detailer® or Ultimate Quik Detailer® dramatically extend the durability of your wax protection & safely removes dust and grime between washes.



Q&A

Over the years, we receive car care questions that come up time and time again, so we thought we'd share them with you, since you are probably wondering the same things, too...

WHAT'S YOUR BEST WAX?

What's best for you may be different from the next car guy. What's most important to you?

- Speed? Ultimate Quik Wax® spray is the hot ticket for a fast coat of wax.
- Long-lasting water beading in a hi-tech synthetic? Meguiar's® Ultimate Wax is "best".
- Do you prefer a natural carnauba wax? You'll love our Gold Class™ Carnauba Plus wax with premium carnauba.
- Cost/value/time-saving? Then it's the tried-&-true, all in one action of our Light or Dark Wax.

WHAT'S THE BEST PRODUCT TO USE ON MY NEW CAR?

All of Meguiar's products are safe to use on your new car, but brand new cars are unique in that the paint should be in excellent condition. If you adopt just a few routine maintenance procedures, you can keep your car looking showroom new for a long, long time. As Barry Meguiar often says, "Frequent car care is EASY car care!"

Follow the 5 steps to paint care, using products designed for automotive care.

- Wash your car weekly, using a quality microfibre wash mitt and premium car wash/shampoo.
- Apply a high quality automotive wax 3-4 times a year.
- Maintain your car in-between washes by using a mist and wipe Quik Detailer® to remove dust & contaminants.
- Clay your car as needed.
- Protect your interior and exterior trim and tyres with quality protectant and tyre dressing.

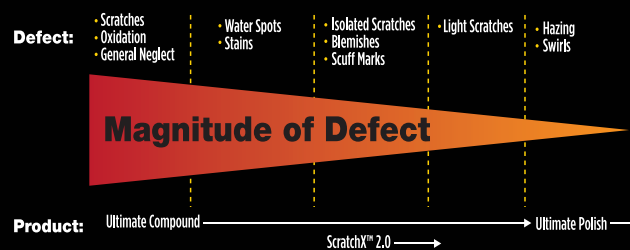
ARE YOUR PRODUCTS "CLEAR COAT SAFE"?

All of Meguiar's products have been formulated to work safely on clear coats. Meguiar's has a long-standing history and relationships with vehicle and paint manufacturers, ensuring our products are compatible with the latest technological advancements in vehicle surface coatings (or "paint").

Defect Removal Solutions

Meguiar's has the right product for your specific problem

All are easy, effective and clear coat safe!



HOW DO I GET RID OF SWIRL MARKS AND SCRATCHES?

It depends on the severity and extent of the blemish. First, if you can catch your fingernail in the scratch, you will need professional help to correct it as it's very deep. Otherwise, we recommend the following (Note that ALL of these products are clear coat safe):

For very light scratches and swirls (those fine circular lines that ring a light source reflected in your paint), Swirl Remover is the answer and may be applied by hand, orbital buffer or dual action polisher (DA polisher).

For heavier scratches, oxidation, or just generally neglected paint, Ultimate Compound is the perfect choice. It too can be safely applied by hand, orbital buffer or with a DA polisher.

If you have an isolated scratch, fingernail mark or light scuff, ScratchX™ 2.0 will safely provide the muscle to remove it.

RANGE

www.meguiars.co.uk | 0870 241 6696

Classic



Our essential products for those who want to maintain the look of their car effectively at the best price.

Gold Class



Our premium line of products that offer long-lasting protection and enhanced chemistry to keep your car looking its best.

Ultimate



Our latest synthetic and most technologically advanced products for enthusiasts who want the best products for their cars.

FREQUENCY

ONCE A YEAR
Clay & Compound

ONCE A QUARTER
Polish & Wax

ONCE A MONTH
Spray Wax

ONCE A WEEK
Detailing Spray & Wash & Wax

(minimum recommended intervals)

WASH

In automotive paint care, washing and cleaning are not the same. While they sound similar, they are vastly different procedures. Washing removes loose contaminants from your finish like dust, road grime, and fresh bird droppings.

A common misconception is that dishwashing detergent is safe to use as car wash. Absolutely not!

Detergents are formulated to strip everything off of the surface, leaving it squeaky clean. A squeaky paint finish tells you that it has no protection. With repeated use, dishwashing detergents remove everything from your paint finish including waxes, silicones and polymers. Once this is accomplished, they then proceed to remove the life giving oils in your paint finish, actually accelerating the oxidation process.

All of Meguiar's car wash products are pH balanced and specifically formulated to enhance the appearance and protection of automotive paint finishes.



ULTIMATE WASH & WAX

- › Meguiar's legendary wax protection... while you wash!
- › Clear coat safe carnauba & synthetic polymer technology in our most premium, conventional wash.
- › Leaves a deep, glossy, just-waxed shine.

473ml **£8.99** RRP

Product code: **G17716EU**

1420ml **£16.99** RRP

Product code: **G17748EU**



NXT GENERATION™ CAR WASH

- › Our latest synthetic, polymer-based shampoo.
- › Engineered water softeners leave a spot free finish.
- › Cleaning agents emulsify and dissolve dirt.

473ml **£7.99** RRP

Product code: **G12619EU**

1892ml **£16.99** RRP

Product code: **G12664EU**



GOLD CLASS™ CAR WASH SHAMPOO AND CONDITIONER

- › Meguiar's premium formula that washes and conditions your paint.
- › Gently foams away dirt & grime.
- › Conditioners reveal colour & clarity.

473ml **£7.99** RRP

Product code: **G7116EU**

1892ml **£16.99** RRP

Product code: **G7164**



WASH



GRIT GUARD®


Grit guard helps prevent the swirl marks inflicted during the wash process by removing small particles of dirt and debris which would otherwise be rubbed across the surface of the paint. The Grit Guard fits snugly into the bottom of the available bucket. This will help remove dirt and leave it safely at the bottom of the bucket.

Grit Guard

£11.99 RRP Product code: X3003

Bucket and Grit Guard

£18.99 RRP Product code: X3003 & RG203
(Bucket not sold separately)



LAMBSWOOL WASH MITT

- › Soft and deep pile lambswool reduces the risk of scratching paint.
- › Includes a special non-abrasive bug gauze.
- › Light weight and easy to use.

£11.99 RRP Product code: A7301



SUPER THICK MICROFIBRE WASH MITT

- › Paint work safe, scratch free performance.
- › Holds two times more wash solution.
- › Easy care – machine washable.

£9.99 RRP Product code: X3002EU



WATER MAGNET® DRYING TOWEL

- › Super absorbent for a spot-free, streak-free finish.
- › Saves time – holds more water.
- › No-scratch design.

£12.99 RRP Product code: X2000EU



1.2 SQ. METRE (4 SQ. FT.) NATURAL CHAMOIS

- › Highly absorbent, 100% natural sheepskin.
- › So soft it can be folded dry.
- › No oily residue – ready to use right out of the packaging.

£17.99 RRP Product code: X2100



CLEAN/PREP

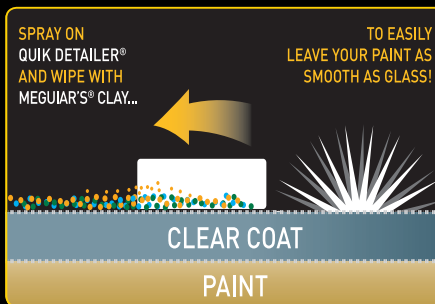
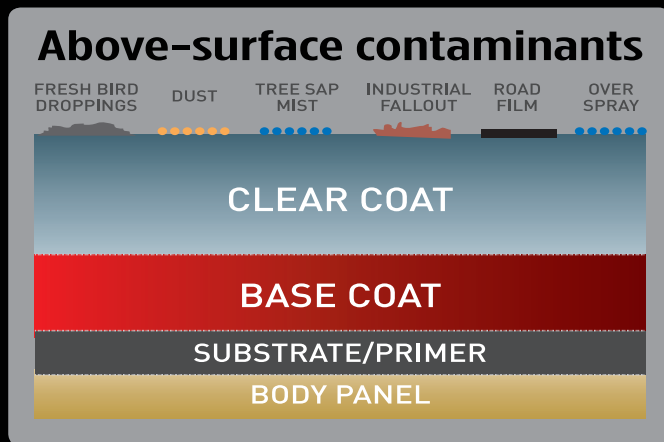
Cleaning, or Surface Preparation, removes stubborn, bonded above surface contaminants, as well as below-surface defects, like stains, blemishes and oxidation.

After your car is washed, pass your fingertips over the surface. Do you feel roughness? If so, these are above-surface, bonded contaminants.

Generally, you'll notice this contamination on your car's horizontal surfaces, but you may also see small, dark spots /specks on the rear and lower surfaces of a light coloured car. Over time, these contaminants will dull your paint and rob your car of its shine.

Fortunately, Meguiar's® Clay Kits include everything that you need to safely, and easily, remove bonded contaminants. And no, clay bars are NOT only for professional use.

Simply form 1/2 of our non-abrasive, clay bar into a pancake-looking wafer. Placing the clay bar at your fingertips (working on a washed and dried car, of course!) lightly move the clay bar back and forth over the surfaces after using Meguiar's® Quik Detailer® for lubrication. The bar will grab and gently remove all bonded contaminants, leaving the surface as smooth as glass!



Above-surface contaminants such as industrial fallout and tree sap can be detected by running your finger tips over the paint finish after washing and drying. Any 'grittiness' felt can be removed using Meguiar's® Smooth Surface™ clay.

SMOOTH SURFACE™ CLAY KIT

- › Quickly and effectively restores a smooth as glass finish.
- › Makes waxing easier & longer lasting.

KIT INCLUDES: 473ml Quik Detailer, 1 Supreme Shine Microfibre, 2 individually wrapped 80g clay bar and storage box

Kit: £27.99 RRP Product code: G1016



QUIK CLAY STARTER KIT

- › The ideal clay starter kit.
- › Quickly and effectively restores a smooth as glass finish.
- › Makes waxing easier & longer lasting.

KIT INCLUDES: 473ml Quik Detailer, 1 individually wrapped 50g clay bar.

£17.99 RRP Product code: G1116EU



SMOOTH SURFACE™ CLAY BAR REPLACEMENT

- › Quickly and effectively restores a smooth as glass finish.
- › Makes waxing easier & longer lasting.

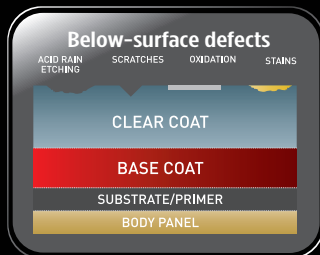
1 x 50g bar £10.99 RRP
Product code: G1001EU



CLEAN/PREP

After removing bonded contaminants that you can feel, examine the finish from different angles and light sources to detect below-surface defects like oxidation (dullness), stains/blemishes and fine scratches.

Meguiar's® offers a range of clear-coat safe products to remedy below surface defects. Refer to the chart on page 3 to help identify the best product for your specific need (call our Customer Care Team or go online at www.meguiars.co.uk if you have questions).



Small below-surface imperfections such as oxidation, stains, small marks and scratches can be safely removed using Meguiar's® ScratchX™ 2.0, Swirl Remover or Ultimate Compound, giving a flawless finish prior to polishing and waxing.

GOLD CLASS™ BUG AND TAR REMOVER

- › Easy to use formula.
- › Penetrating formula breaks up contaminants.
- › Will not leave smudges or smears behind unlike other formulas.

473ml £8.99 RRP Product code: G10716



WATER SPOT REMOVER

- › Clear Coat safe!
- › Great on paint, glass, chrome & hard plastics.
- › Use by hand or dual action polisher.

473ml £14.99 RRP Product code: A3714EU



STEP 1 DEEP CRYSTAL® PAINT CLEANER

- › Safely revitalises paint.
- › Removes oxidation, light scratches and blemishes.
- › Keeps paint looking flawless.

473ml £9.99 RRP
Product code: A3016EU



SWIRL REMOVER

- › Clear coat safe.
- › Gently removes light swirls and scratches.
- › Enhances colour and clarity of paint.

450ml £10.99 RRP Product code: G17616EU



LIGHT

SCRATCHX® 2.0

- › Quickly removes fine scratches, fingernail marks, paint transfer & parking scuffs.
- › Totally safe on all paint finishes.
- › The must have product for isolated paint problems.

207ml £9.99 RRP Product code: G10307EU



SWIRL REMOVAL

ULTIMATE COMPOUND™

- › Quickly removes scratches, oxidation, water spots and blemishes – without scratching.
- › Reduces the time and amount of effort required to restore heavily faded paint finishes.
- › Safe on all paint finishes.

450ml £10.99 RRP Product code: G17216EU



HEAVY

POLISH

POLISHING is an optional step, and is different from WAXING.

While some modern-day marketers have caused confusion by naively misusing the terms, the definitions are clear.

As in polishing a diamond, the sole purpose of polishing is to create brilliant high gloss. For car show enthusiasts who are obsessed with having perfectly clear reflections, Meguiar's® Ultimate Polish is the perfect choice. Others may be looking to remove the last hints of swirl marks while maximising the gloss.



DEEP CRYSTAL STEP 2 POLISH

- › Creates a brilliant high gloss finish.
- › Conditions paint prior to waxing.

473ml **£9.99** RRP

Product code: **A2116EU**



ULTIMATE POLISH

- › The final step before waxing for maximum gloss & reflectivity.
- › Rich polishing oils add a deep, rich wet look to paint.
- › Eliminates fine swirls, perfecting the paint prior to waxing.

473ml **£10.99** RRP

Product code: **G19216EU**



GOLD CLASS™ CARNAUBA PLUS PREMIUM WAX

- › Premium carnauba wax that's now even better.
- › Improved formula leaves deeper reflections and a brilliant shine.
- › Special blend of premium carnauba plus clear coat safe protecting polymers.

Liquid 473ml **£19.99** RRP Product code: **G7016EU**

Paste 311g **£19.99** RRP Product code: **G7014EU**



NXT GENERATION™ TECH WAX™ 2.0

- › Hydrophobic technology provides exceptional water beading.
- › Glides on easily for a slick finish.
- › For a flawless show car shine.

Liquid 532ml **£19.99** RRP Product code: **G12718EU**

Paste 311g **£19.99** RRP Product code: **G12711**



ULTIMATE WAX™

- › Synthetic polymers create a long lasting protective barrier.
- › Our most advanced pure synthetic hydrophobic wax.
- › New Thin Film technology makes application the easiest, even in full sun!
- › Includes a microfibre cloth.

Liquid 473ml **£28.99** RRP Product code: **G18216EU**

Paste 311g **£28.99** RRP Product code: **G18211EU**



WAX/PROTECT



STEP 3 CARNAUBA WAX

- › Delivers long-lasting carnauba protection.
- › Safely delivers protection and shine.
- › Goes on easily and wipes off easily.

473ml **£9.99** RRP

Product code: **A2216EU**



LIGHT WAX

- › The perfect wax for light coloured cars.
- › Special cleaners increase the paint brilliance.
- › Cleans polishes and protects in one easy step.

198g **£13.99** RRP

Product code: **G6107EU**



DARK WAX

- › Perfect for dark coloured cars.
- › Special polishes create a deep, rich and wet look finish.
- › Cleans polishes and protects in one easy step.

198g **£13.99** RRP

Product code: **G6207EU**



GOLD CLASS™ WASH & WAX CAR CARE KIT

- › Pairs together two of Meguiar's most popular products.
- › Offers a saving of £4.99 when compared with the RRP of the two items separately.

KIT INCLUDES: 473ml Gold Class Car Wash Shampoo & Conditioner and 473ml Gold Class Liquid Wax.

KIT £22.99 RRP Product Code: **G9966EU**



NXT GENERATION WASH & WAX CAR CARE KIT

- › Ideal starter kit for those new to the Meguiar's range.
- › The kit represents a saving of £8.97 against the cost of the items purchased separately.

KIT INCLUDES: 532ml NXT Generation Car Wash Shampoo, 532ml NXT Generation Tech Wax 2.0, X3002 Microfibre Wash Mitt, X2010 Supreme Shine™ Microfibre and applicator pad.

KIT £35.99 RRP Product Code: **G9977EU**



BRILLIANT SOLUTIONS NEW CAR KIT

- › Keeps your car looking show room sharp.
- › Contains precisely selected products to wash, dry and wax your car.
- › Includes everything you need except water and a bucket.

KIT INCLUDES: Ultimate Wash & Wax 473ml, Ultimate Wax 177ml, Endurance 177ml, Microfibre Wash Mitt, Water Magnet, Microfibre and 2 x Soft Foam Applicator pads.

KIT £39.99 RRP Product Code: **G3200EU**



BRILLIANT SOLUTIONS PAINT RESTORATION KIT

- › The kit brings life to dull and neglected paint.
- › The kit has everything you need to wash, dry, clay, compound and wax a car.

KIT INCLUDES: Gold Class Car Wash 473ml, Quik Detailer 295ml, Clay bar 50g, Ultimate Compound 295ml, Gold Class Carnauba Plus 177ml, 2 x Microfibre and 2 x Soft Foam Applicator Pads.

KIT £39.99 RRP Product Code: **G3300EU**



OTHER SURFACES

ENGINE CLEAN

- › Safe, fresh smelling formula quickly lifts away dirt, grime and grease from all engine bay materials.
- › Biodegradable formula penetrates and cleans even the hardest-to-reach areas.
- › Safe for use on all rubber plastics and guaranteed not to degrade fittings or hoses.

450ml £9.99 RRP Product code: G14816EU



ENGINE DRESSING

- › Safely restores and protects engine bay materials for a long lasting, like new appearance.
- › Long-lasting protection in a non-greasy & solvent free dressing.
- › Specialised formula prevents cracking, fading and hardening.

450ml £9.99 RRP Product code: G17316EU



CONVERTIBLE & CABRIOLET CLEANER

- › Guaranteed safe and effective cleaning on all canvas, cloth, mohair and vinyl convertible tops.
- › Easily removes stubborn stains like hard water, bird droppings and oils.
- › Penetrating biodegradable formula safely removes stains with no hard scrubbing.

450ml £9.99 RRP Product code: G2016EU



CONVERTIBLE & CABRIOLET WEATHERPROOFER

- › Creates a long lasting barrier against UV rays, bird droppings, stains and more.
- › Specially developed for canvas, cloth, mohair and vinyl tops.
- › Leaves an invisible coating that repels water & stains while helping prevent colour fade from UV exposure.

500ml £10.99 RRP Product code: G2112EU



PERFECT CLARITY GLASS CLEANER

- › Anti-Hazing formula provides long lasting clarity.
- › Superior cleaning against bugs, tree sap, road grime and bird droppings.
- › Safe on all tinted windows.

473ml **£8.99** RRP

Product code: **G8216EU**



ALL PURPOSE CLEANER

- › Remove tough grime, grease and tar both inside and outside your car.
- › Delivers best-in-class cleaning, yet safe on carpets and fabrics
- › Simply spray and wipe or rinse stains away.

710ml **£12.99** RRP

Product code: **G9624EU**



OTHER SURFACES



LENS CORRECTION

- › Restore clouded headlights, to crystal clear, with no tools needed!
- › Fine finishing pads remove oxidation.
- › Keeps lenses clear.

KIT INCLUDES: Plast-RX 118ml, 3 (double sided) Sanding Pads, Microfibre, Headlight Protectant 28ml.

Kit **£15.99** RRP
Product code: **G3700EU**



ONE-STEP HEADLIGHT RESTORATION KIT

- › Safe & easy to use with your drill.
- › Included Plast-RX™ Cleaner & Polish quickly removes oxidation, restoring clarity & safety to headlights.
- › Safe & effective on ALL clear plastics.

KIT INCLUDES: Plast-RX 118ml, Drill operated wool pad, 3 (double sided) Sanding Pads.

Kit **£21.99** RRP Product code: **G1900UK**



PLAST-RX™ CLEAR PLASTIC CLEANER & POLISH

- › Removes fine scratches, oxidation & grime.
- › Restores optical clarity and provides long lasting durable protection.
- › Safe and effective on ALL clear plastics.

296ml **£8.99** RRP

Product code: **G12310UK**



ULTIMATE PROTECTANT DASH & TRIM RESTORER

- › Restores the original appearance of exterior trim.
- › Brings new life to all exterior plastic, vinyl & rubber trim.
- › Superior durability - darkness & shine last for weeks & withstands washing & rain.

355ml **£9.99** RRP

Product code: **G14512EU**



ULTIMATE BLACK PADS

- › Convenient ready-to-use pads take out the guess work.
- › Make trim & plastic look like new.

£4.99 RRP 2 Pack

Product code: **G15800**



NEW

FINISHING METAL POLISH

- › Provides a high shine on ALL metals.
- › High luster formula removes fine blemishes that can limit shine.
- › Provides a protective barrier that locks in the shine.

142g **£10.99** RRP

Product code: **G15605EU**



NEW



DELIVERY

We charge £3.99, including VAT, for postage and packing. Although most goods arrive much earlier, please allow 3-5 working days for delivery. Items may be sent separately, so don't worry if your entire order doesn't arrive in one parcel. We can deliver anywhere in the UK mainland. For details of offshore delivery charges please contact our Customer Care Team on 0870 241 6696. We use a secure delivery service, which requires a signature at time of delivery. If the couriers are unable to make the delivery and obtain a signature, then they will leave a card to organise a time for you to be in when they next call or for you to pick the package up. Should a second delivery attempt fail, then there will be another p+p charge applicable.

RETURNS

Always remember to obtain a 'Proof of Postage' certificate from your post office when returning goods. Returned goods should be sent to: Meguiar's UK, PO Box 6943, Daventry, NN11 1WW.

TERMS AND CONDITIONS

IMPORTANT – cancellation notice – Under the Consumer Protection (Distance Selling) Regulations 2000 you have a statutory right to cancel your order and receive a full refund for any item or service, apart from items personalised for you. You may cancel your order by sending or delivering to us a letter, fax or e-mail cancellation at any time up to and including the seventh day (excluding Saturdays, Sundays and public holidays) after the day on which you receive your purchase. To contact us for this purpose please use the contact details to the left. If you exercise your statutory rights to cancel, you must immediately return to us, in the normal way, the items you do not wish to keep. Trading Terms – all offers are subject to stock availability. You will be notified of any price changes (for instance, due to a change of VAT) before or when the goods are sent to you, by a correction list or on a dispatch note. By shopping with us you agree that we may from time to time send you details of any special promotions of our goods and prices during the life of the catalogue. Volume discounts are available for trade enquiries. Call 0870 241 6696 for details.

CUSTOMER CARE TEAM

Meguiar's Customer Care representatives are trained in every aspect of automotive surface care. They understand the needs techniques employed by body shops, professional detailers and by specialist concours participants.

PLACING YOUR ORDER

BY PHONE:

0870 241 6696

(9am-midnight Mon-Fri, 3pm-11pm Saturdays, closed Sundays)

BY FAX :

01327 300 116

(24 hours a day / 7days a week)

BY POST :

Meguiar's UK

PO Box 6943, Daventry, NN11 1WW

BY INTERNET :

meguiars.co.uk

Calls charged at National rate

9am-midnight Mon-Fri, 3pm-11pm Saturdays. Closed Sundays. All calls after 5pm will automatically be redirected to our USA Customer Care Team but callers will only be charged the UK National Rate.

ORDER FORM

www.meguiars.co.uk | 0870 241 6696



YOUR ORDER

Page	Prod. code	Product	Qty	Single Price	Total Price

Add p&p at £3.99

TOTAL

METHOD OF PAYMENT

Cheque

I have enclosed a cheque for £

(make cheques payable to: 'Meguiar's UK')

Credit/Debit

Please charge my *credit/debit card (*delete as necessary)

Amount £ Card start date:

Card expiry date: Issue no.

Card number:

Card verification no.

Cardholder's signature

BILLING DETAILS

Mr/Mrs/Miss/Ms	Address
	Postcode
Landline tel. No.	Preferred Contact No.

DELIVERY ADDRESS (IF DIFFERENT)

Mr/Mrs/Miss/Ms	Address
	Postcode
Landline tel. No.	Preferred Contact No.

We also use your information, including shopping habits, to open and run your account and for our marketing. We may share your information with third parties. We or they may contact you for marketing purposes by mail, telephone or e-mail. If you do not wish to be contacted by third parties for marketing purposes please tick the box.

WHEELS & TYRES



HOT RIMS™ WHEEL & TYRE CLEANER

- › New formula now cleans wheels AND tyres, foaming away dirt & grime!
- › Moderately aggressive cleaners for use on all factory coated or painted wheels
- › Unique foam safely dissolves stubborn grime from tyres, too!

710ml **£9.99** RRP

Product code: **G9524EU**



HOT RIMS™ BRAKE DUST BARRIER

- › Makes your wheels easier to clean.
- › Safe for all wheels – even chrome.
- › Provides a protective barrier that lasts months not weeks.

255g **£10.99** RRP

Product code: **G15009EU**



VERSA-ANGLE WHEEL FACE BRUSH

- › Super soft bristles will not scratch wheels.
- › Safely cleans all wheel types.
- › Reversible quick-change handle provides the flexibility to reach all angles.

£12.99 RRP Product code: X1025EU



ULTRA-SAFE WHEEL SPOKE BRUSH

- › Cleans even the tightest, hard-to-reach areas.
- › Non-scratch safety tips.
- › Ergonomic, comfort grip handle.

£9.99 RRP Product code: X1160EU



ULTIMATE BLACK TYRE COATING

- › Extreme durability lasts for over a month.
- › Provides long lasting shine that gives tyres that black wet look without product sling.

227g £12.99 RRP

Product code: G16008EU



NEW

HOT SHINE™ TRIGGER SPRAY

- › Gives your tyres the ultimate High-Gloss Wet look.
- › Prevents cracking, browning and premature ageing.
- › Adjustable 2-way sprayer means more control and less mess.

710ml £10.99 RRP

Product code: G12024EU



WHEELS & TYRES

ENDURANCE® TYRE DRESSING

- › Protection that lasts weeks, not days, even through repeat washing & rain.
- › Meguiar's legendary polymer formula protects tyres & keeps them black.
- › The enthusiast's favourite for gloss that lasts, now in trigger!

473ml Gel **£10.99** RRP Product code: **G7516EU**


709ml Spray **£10.99** RRP Product code: **G15524EU**



TYRE DRESSING APPLICATOR PAD

- › Ideal for use on all tyres.
- › Soft foam pad with contoured grip to avoid messy hands.
- › Protective sleeve for cleaner storage.

£6.99 RRP Product code: **X3090**



BRILLIANT SOLUTIONS WHEEL POLISHING KIT

- › The easy way to polish wheels and metals.
- › Get a mirror-like shine in just minutes.

KIT INCLUDES: DynaCone polishing tool, 118ml All Metal Polish & 118ml Foam Pad Cleaner.

£34.99 RRP Product code: **G3400**



INTERIOR

www.meguiars.co.uk | 0870 241 6696

GOLD CLASS™ LEATHER & VINYL CLEANER AND CONDITIONER

- › Cleaner removes imbedded oil & water based stains.
- › Creates a 'like-new' clean appearance.
- › Conditioner combines aloe & moisturizing oils for superior conditioning.
- › Maintains leather original look and feel.
- › Provides UV protection to help keep leather looking like new.

473ml **£9.99** RRP Product code: **G18516EU** Cleaner

473ml **£9.99** RRP Product code: **G18616EU** Conditioner



GOLD CLASS™ RICH LEATHER CLEANER/CONDITIONER

- › Complete leather care in one easy step.
- › Cleans, shines & protects for car and home.
- › Premium conditioners nourish leather for a supple feel & look.
- › Leaves no white residue: Great for perforated leather.

400ml **£9.99** RRP Product code: **G17914EU**

25 wipes **£9.99** RRP Product code: **G10900**



SUPREME SHINE VINYL & RUBBER PROTECTANT

- › Superior hi-shine protection to preserve vinyl, rubber & plastic.
- › Non-greasy formula cleans, shines & protects.
- › Now with Scotchgard™ Protector.

473ml **£9.99** RRP

Product code: **G4016EU**



INTERIOR

NATURAL SHINE VINYL & RUBBER PROTECTANT

- › Restore natural colour & shine to vinyl, rubber & plastic.
- › Non-greasy formula cleans, shines & protects.
- › Now with Scotchgard™ protection.

473ml £9.99 RRP Product code: G4116EU



QUIK INTERIOR DETAILER™

- › Safely cleans & enhances All interior surfaces.
- › Restores & protects the original appearance.

473ml £9.99 RRP Product code: G13616EU



ULTIMATE INTERIOR DETAILER

- › Non-greasy formula cleans, shines and protects.
- › Improved, deeper cleaning formula.
- › Creates a durable satin finish.
- › Now with Scotchgard™ protection.


473ml £12.99 RRP Product code: G16216EU



AIR RE-FRESHER, NEW CAR SCENT

- › Permanent Odour-Eliminating Technology finds odours wherever they are.
- › Fresh new car scent.

57g £10.99 RRP Product code: G16402EU



ODOR ELIMINATOR

- › Instantly, safely and permanently removes all strong odours.
- › Odour encapsulating technology.
- › Does not break down with heat or moisture inside a car.

473ml **£9.99** RRP Product code: **G2316EU**



CARPET & INTERIOR CLEANER

- › Removes both oil and water based stains.
- › Just spray and wipe – no vacuuming required.
- › Will not discolour and leaves no residue.

473ml **£8.99** RRP Product code: **G9416EU**



MAINTAIN

Once a car is waxed, the best ongoing protection for your car's finish is regular attention, or MAINTAINING the finish. Regardless of whether your car is parked or being driven, it's in a hostile environment.

Everything that flies, from a gnat to a 747, expels contaminants that are determined to bond to and then etch into your car's finish. Add to this acid rain, industrial fallout and those unavoidable UV rays (the No. 1 cause of paint degradation), and you can see how your car is constantly under attack. The more your car is exposed to the elements, and the harsher the environment is where you live, the more attention your paint finish will require.

Fortunately, Meguiar's® has made it easy for you with our mist and wipe detailers. Meguiar's® Quik Detailer™ and Ultimate Quik Detailer™ allow you to safely and easily remove contaminants before they have time to bond to your paint finish. These products form the missing link between washing and waxing, allowing you to greatly extend the protective qualities of your car wax.

ULTIMATE WASH & WAX ANYWHERE

- › The perfect products for urban dwellers or those with limited access to water.
- › Advance polymer protection chemistry leaves behind a glossy, synthetic wax barrier that lasts weeks.
- › The high lubricity formula protects the surface against scratching as it cleans.

828ml **£14.99** Product code: **G3626EU**



ULTIMATE QUIK DETAILER™

- › Our most sophisticated & technologically advanced detailer.
- › Safely removes dust and surface contaminants in-between washing.
- › Hydrophobic Polymer Technology darkens the finish, adding protection and water beading.

650ml **£13.99** RRP Product code: **G14422EU**



ULTIMATE QUIK WAX™

- › Wax your car in just 15 minutes, with protection that lasts weeks!
- › Revolutionary, synthetic, non-whitening formula produces amazing results in just minutes, even in sun.
- › Spray on, wipe off, and then marvel at the shine!

450ml **£13.99** RRP Product code: **G17516EU**



GOLD CLASS™ PREMIUM QUIK DETAILER

- › Keep dark coloured cars looking great & maintain a deep, rich, high gloss shine on all colours!
- › Quickly adds darkness & gloss for a super slick finish.
- › The high lubricity formula safely removes dust & fingerprints.

473ml **£11.99** Product code: **G7616EU**



GOLD CLASS™ PREMIUM QUIK WAX

- › Sun-safe formula makes black cars blacker & adds gloss to all colours.
- › Premium carnauba/polymer blend for a dark, wet-look shine.
- › Our non-whitening formula can be applied even in full sun!

473ml **£11.99** RRP Product code: **G7716EU**



QUIK DETAILER®

- › Removes harmful contaminants before they damage your paint finish.
- › Keeps a waxed car looking "just waxed".
- › Quik detailer is necessary to lubricate the surface whenever you clay.

473ml **£8.99** RRP Product code: **A3316EU**



QUIK WAX™

- › New formula won't whiten on trim & can be applied in full sun.
- › Use on either wet or dry surfaces.
- › Leaves a high gloss shine and durable carnauba protection.

473ml **£9.99** RRP Product code: **A1616**



ACCESSORIES



SUPREME SHINE MICROFIBRE

- › Quickly removes polishes, waxes and spray detailers.
- › Absorbs 2x more than traditional terry towels.
- › No scratch edging unlike lesser quality microfibre towels.

Single **£6.99** RRP

Product code: **X2010EU**

Triple Pack **£14.99** RRP

Product code: **X2020EU**



SOFT FOAM APPLICATOR PAD

- › Tight cell soft foam for smooth application of polishes, waxes and dressings.
- › Provides safe, swirl-free wax application.
- › Machine washable and reusable.

Twin Pack **£4.99** RRP
Product code: **X3070**



EVEN COAT™ MICROFIBRE APPLICATOR PADS

- › Ideal for application of paint cleaners to painted surfaces.
- › Thick microfibre evenly distributes pressure for consistent application.

Twin Pack **£5.99** RRP
Product code: **X3080EU**



MEGUIAR'S KIT BAG *

- › Heavy duty nylon kit bag.
- › Includes two interior net pockets and a larger front pocket.
- › Embroidered Meguiar's logo with Velcro foot.

£19.99 RRP Product code: **ST015**



*PRODUCTS NOT INCLUDED



ACCESSORIES



VERSA ANGLE BODY DUSTER

- › Safely and quickly removes light surface dust.
- › Folding handle saves space and makes storage easy.
- › Lightweight and easy to use.

£24.99 RRP Product code: X1180EU



REUSABLE DETAILING SWABS

- › Ten each of two different size foam tipped swabs.
- › Effectively remove product residue from vehicles recesses.

£10.99 RRP Product code: G301



MEGUIAR'S D.A. POLISHER VERSION 2

- › Considerably reduces the amount of time it takes to apply paint cleaners, polishes and waxes.
- › The Dual action rotation and orbit mean you never have to worry about damaging paint.

KIT INCLUDES: G220v2 Dual Action Polisher, 16.5cm D.A. Polisher Backing Plate, Backing Plate Spanner, D-Handle, Handle Attachment Bolts (2), Allen Key, Canvas bag.

£175.00 RRP Product code: G220v2



SOFT BUFF™ 2.0 BUFFING PADS

Foam Polishing Pad 7"

- › Eliminates light to moderate defects and enhances gloss.
- › New foam technology.
- › Machine washable.

£13.99 RRP Product code: W8207

Foam Finishing Pad 7"

- › Ideal for waxing and gloss maximisation.
- › New foam technology.
- › Machine washable.

£13.99 RRP Product code: W9207



DA POWER SYSTEM

DA POWER SYSTEM

- › Start getting pro results at home, with the revolutionary DA Power System.
- › Great for waxing, polishing and more.
- › Wax your car in less than 30 minutes.

Pack includes: DA Power System Tool, 4 inch polishing pad.

£59.99 RRP Product code: G3500INT



DA POWER SYSTEM COMPOUND POWER PACK

- › Easily restore colour and clarity to abused and neglected paint finishes.
- › Remove oxidation, scratches, water spots and other paint defects with ease.

Pack includes: 4 inch Cutting Pad, 118ml Ultimate Compound.

£15.99 RRP Product code: G3501INT



DA POWER SYSTEM POLISHING POWER PACK

- › The final step before waxing for maximum deep rich paint.
- › Remove fine swirls, while adding deep gloss and rich dark colour.

Pack includes: 4 inch Polishing Pad, 118ml Ultimate Polish.

£15.99 RRP Product code: G3502INT



DA POWER SYSTEM WAXING POWER PACK

- › Quickly add durable, long lasting protection for the ultimate show car finish.
- › Add protection, shine and brilliant reflections in as little as 30 minutes.

Pack includes: 4 inch Finishing Pad, 118ml Ultimate Wax.

£15.99 RRP Product code: 3503INT



DA COMPOUND POWER PADS

- › Quickly remove oxidation, scratches & water spots.
- › Machine Washable.

Pack includes:
2 x 4 inch Cutting pads.

£14.99 RRP Product code: G3507INT



DA POLISHING POWER PADS

- › Quickly remove fine swirls.
- › Quickly add deep gloss.
- › Machine washable.

Pack includes:
2 x 4 inch Polishing pads.

£14.99 RRP Product code: G3508INT



DA WAXING POWER PADS

- › Quickly add protection, enhanced shine and deep reflections.
- › Machine Washable.

Pack includes:
2 x 4 inch Finishing pad.

£14.99 RRP Product code: G3509INT



DETAILING GUIDE

2014



WASHING

www.meguiars.co.uk | 0870 241 6696

Meguiar's

WASHING

The vehicle should be hosed down while the bodywork is cool or in the shade. A jet wash can be used, however be cautious not to work too closely to the panel and always spray at a 45 degree angle, this will blow the dirt and grime away from the paintwork. It is important that the bottom third of the car is rinsed thoroughly as this is where much of the road dirt and salts accumulate. (Fig.1 and 2)

More than half of all the people who wash their own car use dishwashing detergents.



Fig.1



Fig.2




Fig.3

These dishwashing detergents strip off all of your wax protection and then pull the vital oils out of the paint just like too much detergent does to your hands. This dries your paint out and accelerates the oxidation process. When you wash your car, only use a car wash shampoo, like Meguiar's Ultimate Wash & Wax. This will enhance the appearance of your paint finish without stripping polish and wax while flushing off loose contaminants. (Fig.3)

Use the two bucket method or bucket and grit guard, to ensure the dirt is separated from the main washing solution. The grit guard inserts into the bottom of the bucket and the fins of the grit guard stop any sediment being swirled back into the washing solution. The two bucket method uses one bucket of car wash solution and one of clean water. Firstly charge the wash mitt with the soapy car wash solution and wash the panel. Before re charging the wash mitt with car wash

solution, rinse it in the clean water. This will separate the dirt and grit from the car wash solution, meaning even less swirl marks will be inflicted.



Fig.4

Sponges are a major contributor to the infliction of fine scratches or 'swirls'. This is why Meguiar's recommend using either a Lambs Wool Wash Mitt or Microfibre Wash Mitt (Fig.4). The wash mitt allows for swirl-free washing by lifting and trapping dirt within its pile. It is important to rinse the wash mitt every time it is dipped back into the wash solution, so that any loose grit is freed from the mitt.



Fig.5

Once the vehicle has been washed, carry out a final rinse with a free flowing stream of water. This will help create a sheeting effect, which will reduce the drying time. (Fig.5)

Any water that is left on the surface can be removed with a Water Magnet. This large microfibre drying towel gives fast and spot free results, reducing the time it takes to dry your vehicle. Inner door edges should also be cleaned, as water and dirt can also build up here. (Fig.6)


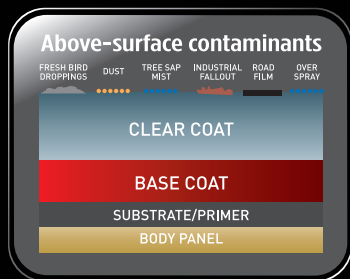


Fig.6


Tip: Meguiar's are frequently asked which is better, a Water Magnet or Natural Chamois. The Water Magnet is more durable in that it can be machine washed after use (do not use fabric softener). A Chamois must be regularly maintained to ensure it has a long life.

SURFACE PREPARATION

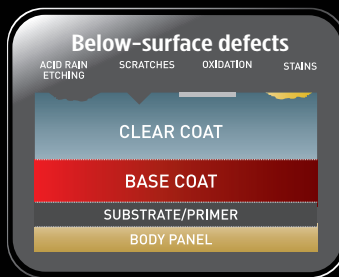


SURFACE PREPARATION


Any above surface contaminants such as tree sap, industrial fall-out and tar can be removed using the Quik Clay Detailing System. Use half a bar of clay (approx 25 grams) work the half clay bar in your hands making it malleable enough to fold into a disk about 5cm across. Ensure the clay and panel are well lubricated with Meguiar's Quik Detailer and work the clay from left to right, using fingertip pressure only. Once completed the area worked should feel as smooth as glass. The clay is also suitable for headlights, chrome and any high gloss surface. (Fig.1)



After working each panel you will find that the clay has safely removed the contaminants without scratching the paint surface. How much of the bonded contaminant the clay removes depends on the overall level of contamination. Keep folding the clay over and re shaping it until you no longer have a clean surface to work with. When this is the case you must dispose of the clay and use a new piece. Remove any lubricant residue with a 100% Cotton Terry Towel or Microfibre.



To remove scratches and swirl marks Meguiar's recommend using Ultimate Compound. This product contains Meguiar's new super micro abrasive technology which quickly removes stubborn oxidation, stains, light scratches, blemishes and other sub surface defects while polishing the surface to a mirror finish. Ultimate Compound is the perfect choice to prepare your paint surface for your favourite Meguiar's wax. (Fig.2, 3 and 4)



Tip: When working with Ultimate Compound work against the direction of the scratch, and in straight overlapping lines. Before a scratch is worked on, use the finger nail test to see if it can be removed. If you can catch a fingernail in the scratch the defect will probably need to be removed by machine. (Fig.3)

POLISHING, WAXING & DETAILING

POLISHING, WAXING AND DETAILING

To generate additional gloss use Ultimate Polish or Deep Crystal Step 2 Polish. Both products are pure polishes that have been specially formulated to create a dazzling, high gloss, 'wet look' finish. Remove any residue with a 100% Cotton Terry Towel or Microfibre.

Tips: Use the swipe test to check the wax has fully cured and is ready to remove. Swipe your finger across an area that has been waxed. If the wax residue comes off cleanly with your finger it is ready to remove. If it smears it needs to be left a little longer. To maintain the finish in between car washes use the Ultimate Quik Detailer and Microfibre to remove light dirt, finger marks and contaminants. Lightly mist the detailer on a panel, fold the microfibre into 4 and wipe over the area to remove contaminant. Flip the microfibre over and buff off. If necessary, use the Versa Angle Body Duster before hand. Before using microfibre cloths or terry towels, ensure that the care labels are removed. They are hard and could leave scratches in the paint. Also remove any jewellery and watches to avoid damage.

Tip: The Ultimate Polish and Deep Crystal Step 2 Polish should not be allowed to fully dry and must be removed whilst still damp. By using the Polish you are not sealing the paint. The gloss created by a pure polish must be sealed with a wax.

Fig.5



Applying the Meguiar's Ultimate Wax will provide protection against oxidation, corrosion, UV rays and surface degradation. Starting on the bonnet, apply the Ultimate Wax to the applicator pad, ensuring you use very small amounts. A blob of product the size of a one pound coin on the applicator pad will be enough to cover half a bonnet on most cars. Allow the wax to cure, and then remove with a 100% Cotton Terry Towel or Microfibre. Ultimate Quik Wax can be used as a top up wax from time to time. (Fig.6)

Fig.6



It is easy to keep that "just waxed" look every day by frequently using a mist & wipe product like Meguiar's Quik Detailer, Gold Class Detailer or Ultimate Quik Detailer. Regular maintenance removes contaminants before they have time to bond to or etch into your paint finish. This is the missing link between washing and waxing that dramatically extends the durability of your car wax. Remove the detailer residue with a 100% Cotton Terry Towel or Microfibre. There are three detailer products in the Meguiar's range. Quik Detailer is the perfect product to restore that show car shine and is a simple mist and wipe product.

Meguiar's Gold Class Detailer gives a fast shine and offers enhanced polymer protection between waxes. Ultimate Quik Detailer leaves an Ultra-slick, Ultra-dark finish. This wax enhancing detailer creates incredibly high surface tension which adds protection and causes water to bead relentlessly wash after wash!

Tip: Quik Detailer can be used as lubricants for the clay. Ultimate Quik Detailer and Gold Class Detailer should NOT be used as a lubricant for clay.

WHEELS & TYRES

WHEELS & TYRES

It is important before attempting to clean wheels that both the wheels and brake callipers are cool. Do not spray Meguiar's Hot Rims All Wheel Cleaner directly onto the callipers, discs and tyres, and ensure the wheel cleaner does not dry on the wheels.

Hold the bottle approximately 10-20 centimetres from the wheel and spray from the bottom up, this will prevent the product streaking. After leaving the wheel for a minute, rinse off the residue thoroughly. **(Fig.1, 2 and 3)**

Stubborn stains may need agitating; with either a wheel spoke brush or wheel face brush. Re apply the Meguiar's Hot Rims All Wheel cleaner if necessary. **(Fig.4 and 5)** To ensure the wheel is fully dry, wipe down the alloy with a Microfibre or 100% Cotton Terry Towel.



Fig.6



Clean wheels should now be waxed and sealed. With chrome and highly polished aluminium wheels Meguiar's recommend the NXT All Metal Polish or Meguiar's Finishing Metal Polish. It cleans and protects the wheel from the environment. Apply a small amount of product to a foam applicator pad and work into the wheel. Let the product cure and then remove with a Microfibre or 100% Cotton Terry Towel. (Fig.6)

For clear coated alloy wheels waxes such as Ultimate Wax or NXT Tech Wax 2.0 can be used to help protect the wheels and aid with the upkeep. (Fig.7)

Once the tyres have dried apply Meguiar's Endurance High Gloss Tyre Dressing. Apply this with a Meguiar's Tyre Dressing Applicator Pad for mess free results. (Fig.8 and 9)

Alternatively Hot Shine Tyre Dressing can be used. This product can be sprayed directly onto tyres, simply spray and walk away. (Fig.10)

Tip: Allow all tyre dressings to be absorbed by the tyre before driving the vehicle.

Fig.7



Fig.8



Fig.9



Fig.10



INTERIOR, PLASTICS & LEATHER CARE

INTERIOR, PLASTICS & LEATHER CARE

Modern vehicle interiors are made from many different materials: Plastic, rubber, leather, fabric, alcantara, carpet and glass. It is important that the most appropriate product is used for the specific surface. A versatile alternative is the Meguiar's Quik Interior Detailer which cleans and protects all interior surfaces. Simply apply to an Even Coat Applicator Pad and gently work over the surface. Remove any residue with a Supreme Shine Microfibre. (Fig.1)



Fig.1

Interior plastics should be treated at least twice a year, to clean and protect them. Meguiar's Natural Shine contains UV protectants to help reduce the drying and fading effects of the sun. To apply this product, spray a small amount onto an Even Coat Applicator Pad and work across the panel. Buff off any residue with a Supreme Shine Microfibre or 100% Cotton Terry Towel. (Fig.2)



Fig.2

Meguiar's Carpet & Interior Cleaner, is ideal for removing the most stubborn contamination on fabric without discolouring the surface. Before applying the cleaner, first ensure that any loose dirt and dust has been vacuumed. Apply the cleaner directly to the surface and leave for approximately 30 seconds, then wipe over with a Supreme Shine Microfibre or 100% Cotton Terry Towel. The All Surface Interior Brush is ideal to help loosen stubborn stains. (Fig.3 and 4)



Fig.3



Fig.4

Tips: For more delicate surfaces such as roof liners, dampen a microfibre and apply a small amount of Carpet and Interior Cleaner to it. Once cleaned, flip over the microfibre and buff off any residue (Fig.5). Applying Carpet and Interior using a 100% Cotton Terry Towel or Microfibre will avoid tide marks.

Meguiar's Car Odour Eliminator removes offending odours forever using permanent odour encapsulating technology pioneered and perfected by Meguiar's. Spray the car odour eliminator from a distance of approximately 30cm from the fabric/material. For best results leave to sit overnight. **(Fig.5)**

Fig.5





Fig.6

Perfect Clarity Glass Cleaner has been specially formulated to deliver the best clarity through the toughest dirt and grime. It is suitable on all tinted windows and is ammonia free. Simply spray the glass cleaner onto the window and wipe over with a Supreme Shine Microfibre. **(Fig.6)**

Leather seats and trim should be cleaned and conditioned at least twice a year. Meguiar's Gold Class Rich Leather Cleaner/Conditioner offers safe cleaning and conditioning without using harmful or harsh solvents. Before applying this product it is important to ensure the area has been vacuumed to ensure all

loose dirt has been removed. The Triple Duty Detail Brush aids the cleaning process by dislodging any dirt caught in the seams of seats. Once this has been completed apply the Leather Cleaner and Conditioner with an Even Coat Applicator Pad and work in for approximately 1 minute.

Once complete, wipe off any residue with a Supreme Shine Microfibre or 100% Cotton Terry Towel. **(Fig.7, 8 and 9)**



Fig.7

Fig.8



Fig.9



MACHINE POLISHING



Tip: All the work shown here should be carried out on cool paintwork and in a suitable work space. All the techniques mentioned can be applied to any other types of paint or gel coat. A halogen lamp will help show up any further defects. It is also important to remember to put the cable over your shoulder to prevent it dragging across the paintwork.

MACHINE POLISHING

Whether you're a seasoned professional or casual user who wants to achieve, quality, swirl-free results, this is the tool for you. The Meguiar's Dual Action Polisher greatly reduces the amount of time it takes to apply paint cleaners, polishes and protection products and produces results far superior to applying these products by hand. And because of its dual action – rotatory and orbital, you never have to worry about burning the paint. It is important to remember that to completely remove a scratch the clear coat must be cut back to the lowest level of the scratch. It is sometimes the case that the much deeper defects can only be removed by a rotary machine or by re-painting.



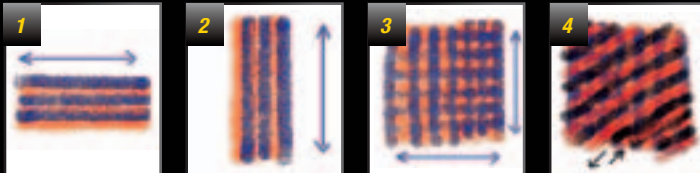
Fig.1

Ensure that the vehicle is thoroughly washed and dried before attempting to machine polish. If there are above surface contaminants, remove these with the Clay Detailing systems covered in the surface preparation section. This will ensure that the defects can be correctly assessed, and as a result the correct product can be chosen.

Before the application of the product to the pad, apply a small amount of Quik Detailer to 'prime' the pad. Then apply the Ultimate Compound or Swirl X to the foam polishing pad in an X shape. **(Fig.1)**

The machine should always be started and stopped whilst against paintwork, this will avoid product splatter. It is best to work on small areas rather than trying to tackle the whole vehicle in one go. Work an area approximately 50cm X 50cm and use slow overlapping movements, until the product has turned to a haze. Wipe away the residue with a Supreme Shine Microfibre, and if necessary apply some Quik Detailer to the panel if it is difficult to remove. Re-examine the defect and repeat until fully removed. There is no need to apply any pressure to the head of the machine, just use the handle to guide and steady the Meguiar's Dual Action Polisher. The following diagrams indicate the best application movements using your Meguiar's Dual Action Polisher.

The following diagrams indicate the best application movements using your Meguiar's Dual Action Polisher.



1. Start working the product in overlapping horizontal movements.
2. Continue the overlapping in a vertical direction.
3. After completing steps 1 & 2 the panel should resemble the grid above.
4. A third application will go even further to ensure fuller defect removal.




Once the defects have been removed, it is important to then protect the paintwork by applying a wax. In this case we have used the Ultimate Wax and applied it with the W9207 Finishing Pad. The wax can be applied to the entire car in one go. Allow the wax to cure and buff off with a Microfibre.

Tip: When applying a wax with the G220 only moderate pressure is required (the dead weight of the machine). The ideal speed setting for wax application is between speeds 1-3 as marked on the machine.

DA POWER SYSTEM

The DA Power System is a new drill mounted tool that bridges the gap between hand and machine polishing. The DA power system works with your corded drill to quickly and effectively remove light to moderate defects such as swirls, oxidation and stains and to apply polishes and waxes. Prior to using the DA Power System, ensure that your car has been washed and if necessary clay the car using one of the Meguiar's Clay kits.

To use the DA Power System, insert the power system into the drill and tighten securely (Fig.1). To remove heavy swirls, stains, oxidation and scratches Meguiar's recommend using the DA Compound Pack, which contains Ultimate Compound and a cutting pad. (Fig.2)

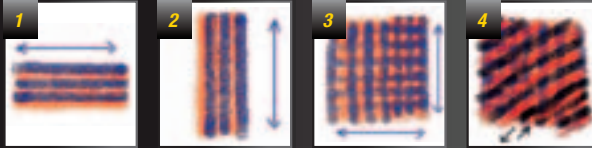


Attach the pad to the Power System and apply Ultimate Compound directly to the pad. Then place the pad flat against the paint and begin buffing using moderate downward pressure, in an overlapping pattern while keeping the pad flat against the paint at all times. Ensure that the pad is perpendicular to the surface to ensure even coverage. Work a small section at a time, applying additional product as needed until all defects have been removed. (Fig.3 and 4)



Tip: Remove any product residue with a Meguiar's Microfibre towel, prior to applying any polishes or waxes

Fig.4



1. Start working the product in overlapping horizontal movements.
2. Continue the overlapping in a vertical direction.
3. After completing steps 1 & 2 the panel should resemble the grid above.
4. A third application will go even further to ensure fuller defect removal.

For removing light swirls and to add gloss, we recommend using our DA Polishing Pack. Attach the polishing pad to the tool and then apply Ultimate Polish directly to the pad. Begin buffing using moderate downward pressure in an overlapping pattern while keeping the pad flat against the paint at all times. (Fig.5 and 6)

Fig.5



Fig.6



Fig.7



Fig.8



For applying wax we recommend using the DA Waxing Pack. Apply a small amount of Ultimate Wax to the pad. Since you are waxing only light pressure is all that is needed and remember to keep the pad flat against the paint at all times. Keep applying wax to the pad until the vehicle has a thin even coat of wax on it (Fig.7 and 8).

When the wax is ready to be removed use a separate clean microfibre towel to remove the wax residue.

Tip: To care for the pads wash with laundry detergent and dry with low heat. Store in a clean environment for next use.

STOCKISTS

ENGLAND

BEDFORDSHIRE

Milehams Discount Car Care 33-35 Katherine Drive, Dunstable, LU5 4NP 01582 609609

BERKSHIRE

In 2 Motor Spares 65 St Johns Road, Abingdon, OX14 2HA 01235 524343
 Motorist Discount Centre 279 Farnham Rd, Slough, SL2 1HB 01753 577333
 Motorist Discount Centre 524 London Rd, Langley, SL3 8QR 01753 540113
 Interpart Motor Factors 74 Lower Broadway, Didcot, Oxon, OX11 8AE 01235 817672
 Profusion Customs Ltd Unit 8 Colin Industrial Estate, Old Bath Road, Colnbrook, SL3 0NJ 01753 686878

BUCKINGHAMSHIRE

Interpart 200 Desborough Road, High Wycombe, HP11 2QA 01494 436191
 The Full Wax Ltd 82 Eastfield Road, Burnham, SL1 7PF 01628 559212
 Unique Integrations Ltd Unit 4 Wye Industrial Estate, London Road, High Wycombe, HP11 1LH 01494 464670

CAMBRIDGESHIRE

Discount Auto Parts - Cambridge 122-126 Newmarket Rd, Cambridge, CB5 8HE 01223 365064
 Millfield Autoparts Ltd 429 Lincoln Road, Peterborough, PE1 2PE 01733 557457
 Minihaha Ltd Unit 2 Farm Park, Short Night Layers Drive, Chatteris, PE16 6FH 08713 109041
 The Motorist Centre Newnham Street, Ely, CB7 4BD 01353 664508
 Motorsavers 22 Long Causeway, Peterborough, PE1 1TS 01733 565059
 Wilco Motorspares Ltd 208 Cherry Hinton Road, Cambridge, CB1 7AW 01223 414825
 Wilco Motorspares Ltd 119 Milton Road, Cambridge, CB4 1XE 01223 355113
 Wilco Motorspares Ltd 2 Regal Road, Wisbech, PE13 2RQ 01945 581117
 The Car Shop 15 Huntingdon Street, St Neots, PE19 1BL 01480 405858
 Hugh Crane Cleaning Equipment Ltd 148 Station Road, Whittlesey, Peterborough, PE7 1UF 01733 206991
 Williams Distributors 108-110 Burginley Road, Peterborough, PE1 20E 01733 564252

CHESHIRE

DRB Car Spare & Accessories 25 Orford Green, Orford, Warrington, WA2 8PE 01925 415294
 Waxacar Unit 4, Chandlers Court, Picow Farm Road, Runcorn, WA7 4UH 01928 581284
 CES (UK) Ltd Knutsford Way, Sealand Road Ind Est, Chester, CH1 4NS 01244 391553
 G & B Accessories 13 Chester Rd, Northwich, CW8 1HA 01606 781932

CORNWALL

L B Restoration Services Panderosa Farmhouse, St Lawrence Road, Bodmin, PL31 2QU 01208 269746
 Mill Autoquip 1 Miller Business Park, Station Road, Liskeard, PL14 4DA 01578 346555
 Mill Autoquip 42 West Hill, St Austell, PL25 5EU 01726 223104
 Mill Autoquip Edgystone Road, Wadebridge, PL27 7AL 01208 813254
 Mill Autoquip 24 Normandy Way, Walkerlines Industrial Estate, Bodmin, PL31 1EX 01208 78166
 Mill Autoquip Unit D Penmarin House, Commercial Road, Penryn, TR10 8AG 01326 737343
 Mill Autoquip 49-51 Wendron Street, Helston, TR13 8PT 01326 561222
 Mill Autoquip Unit 11 Cambrea Business Park, Wilson Way, Redruth, TR15 3RQ 01209 219212
 Mill Autoquip 69a Market Jew Street, Penzance, TR18 2LH 01736 365953
 Opie Oils The Fuel Depot, Cardew Industrial Estate, Redruth, TR15 1SS 01209 202940

COUNTY DURHAM

A V Taylor Ltd 12 - 13 Fairfield Terrace, Pelaw, Gateshead, Tyne and Wear, NE10 0OR 01914 692300
 Motorsave Ltd - Leeds Boothery Road, Coole, DL14 6AC 01405 765000
 A1 Motorstore Xtra 9-10 Station Road, Fulwell, Sunderland, SR6 9AA 01915 488609
 Discount Auto Parts 2 Old Sunderland Rd, Gilesgate, Durham, DH1 2LH 01913 866765

Discount Auto Parts Front Street, Framwellgate Moor, Durham, DH1 5AV 01913 847803

CUMBRIA

Camskill UK Ltd Unit 1A Pottery Road, Whitehaven, CA28 9BZ 01946 694794
 Whiteheads A1 Motor Store 128-132 Botchergate, Carlisle, CA1 1SH 01228 511303

DERBYSHIRE

R.R.D. Chesterfield 522-526 Sheffield Road, Whittington Moor, Chesterfield, S41 8LP 01246 260101
 Road & Rally - Alfreton 36 Cressy Road, Alfreton, DE55 7BR 01773 834930
 Road & Rally - Boythorpe 1 Humlock Avenue, Boythorpe, Chesterfield, S40 2NT 01246 205783
 Romac Motor and Electrical Factors 15 The Square, Mickleover, DE3 5DD 01332 516062
 Romac Motor and Electrical Factors 21 Church St, Ripley, DE5 3BU 01773 745076
 Romac Motor and Electrical Factors 89 Sitwell Street, Spondon, DE21 7FH 01332 662108
 Romac Motor and Electrical Factors 6a Red Lion Square, Heanor, DE75 7PA 01773 533748

DEVON

Mill Autoquip 22 Clare Place, Coxside, Plymouth, PL4 0JW 01752 674445
 Boost Junkies 8 Station Road, Ilfracombe, EX34 8DE 01271 864054
 Kennys Cash & Carry Ltd 4 Clyst Units, Cofton Road, Marsh Barton Ind Est, Exeter, EX2 8QW 01392 257984
 Mill Autoquip Unit 3 Valley Road Industrial Estate, Plympton, PL7 1RF 01752 333530
 Mill Autoquip Unit D2 Pottery Road Industrial Estate, Newton Abbot, TQ12 3BN 01626 333200
 Mill Autoquip Unit 1 Woodland Close Woodland Industrial Estate, Torquay, TQ2 7BD 01803 613063
 Mill Autoquip Unit 2 Baytor, Alders Way, Yalberton Industrial Estate, Paignton, TQ4 7QL 01803 528000
 Tower Services Seaton Down Hill, Seaton, EX12 2TF 01297 220206

DORSET

Greenacre Farm Shop Ludwell, Shaftesbury, SP7 9ND 01747 828806
 Motabitz Accessories Ltd 311 Wimborne Road, Oakdale, Poole, BH15 3DH 01202 675526
 Motabitz Accessories Ltd 491 Ringwood Road, Ferndown, BH22 9AG 01202 894888
 Auto-Bitz (Bridport) 40 East Street, Bridport, DT6 3LJ 01308 424380
 Express Motor Parts Ltd Station Yard, Yetminster, Sherborne, DT2 9LH 01935 872368

EAST YORKSHIRE

Beverly Car & Cycles 112 Nonwood, Beverley, HU17 9HL 01482 861222
 Motorcourt Ltd Unit6/7 Pool Court, Pasture Road, Goole, Humberside, DN14 6HB 01405 766556
 Motorcourt Ltd 226 Grovehill Road, Beverley, Humberside, HU17 0ES 01482 860969
 Motorcourt Ltd 10 Manor Street, Bridlington, Humberside, YO15 2SA 01262 677870
 Motorcourt Ltd Unit 1, Theakstons Arcade, Middle Street South, Driffield, Humberside, YO25 6PS 01377 240606
 Motorway Hesse Ltd 86a Hull Road, Hesse, HU13 9LU 01482 647453

ESSEX

Auto Care (Basildon) 207 Timberlog Lane, Basildon, SS14 1PB 01268 555470
 Auto Care (Benfleet) 148 London Road, Benfleet, SS7 5SQ 01268 753313
 Auto Care (Canvey Island) 97-99 Futhenwick, Canvey Island, SS8 7AY 01268 510341
 Auto Care (Carringham) 3-5 Chase Road, Carringham, SS17 7QH 01376 675903
 Discount Motor Spares 578 Rayleigh Road, Eastwood, SS9 5HU 01702 522466
 Maldon Accessory Centre 40 White Horse Lane, Maldon, CM9 5DP 01621 859444
 Motorman - Colchester 66 Barrack Street, Colchester, CO1 2LS 01206 799174
 Motorman - Witham Austin House, Newland Street, Witham, CM8 2BA 01376 501515
 Wilco Motorspares Ltd 115 Butt Road, Colchester, CO3 3DL 01206 764474
 Autowash Hanger 9, Stapleford Airfield, Ongar Road, Romford, RM4 1SJ 08700 112267
 Clacton Motorists Discount 76 Oxford Road, Clacton on Sea, CO15 3TE 01255 431638
 Motorshop 208 Ashington Road, Rochford, SS4 1TB 01702 547501

GLOUCESTERSHIRE

Kingswood Autopart Ltd	2-6 Regent Street, Kingswood, Bristol, BS15 8JP	01179 615857
A.P.D Cotswold Ltd	Unit 15, Global Business Park, Wilkinson Road, Cirencester, GL7 1YZ	01285 643636
Car Components	27 Horse Street, Chipping, Bristol, BS37 6DA	01454 313136
Karparts (Stroud)	24 Westward Rd., Cainscross, Stroud, GL5 4JQ	01453 758282
Motaman (Bristol) Ltd.	2-4 Badminton Road, Downend, Bristol, BS16 6BB	01179 575038
Motaman (Bristol) Ltd.	94-96 Bedminster Parade, Bedminster, Bristol, BS3 4HL	01179 666142
Motoring Direct Ltd	133-135 North Street, Bedminster, Bristol, BS3 1EY	01179 530666
Portishead Motorcare	4 The Precinct, High Street, Bristol, BS20 6AH	01275 848838
The Motorwell	The Shopping Centre, 15 Flaxpits Lane, Winterbourne, Bristol, BS36 1JY	01454 775953
Williams Automobiles Ltd	Totteroaq Courtyard, Chipping Sodbury, Bristol, BS37 6QG	01454 315112

HAMPSHIRE

Advance Motor Stores	Belmont House, 35 Mulford's Hill, Tadley, Basingstoke, RG26 3HY	01189 813563
Motabitz Accessories Ltd.	709 Christchurch Road, Boscombe, Bournemouth, BH7 6AF	01202 395579
Motabitz Accessories Ltd.	471 Wimborne Road, Winton, Bournemouth, BH9 2AN	01202 533578
Scimitar International Ltd.	1 Orion Court, 5 Rodney Road, Portsmouth, PO4 8SZ	02392 644588
The Motorists Centre	79-81 Old Milton Road, New Milton, BH25 6DN	01425 612943
Camberley Auto Factors Ltd	Thornycroft Industrial Estate, 152 Worthing Road, Basingstoke, GU14 8EH	01252 518222
Clean and Shiny (UK) Ltd	41 Murrell Green Business Park, London Road, Hook, RG27 9GR	07885 550540
The Spares People	Unit 2, Hawley Lane Trading Estate, Hawley Lane, Farnborough, GU14 8EH	01252 518222

HERTFORDSHIRE

Car Spares	Delamare Road, Cheshunt, EN8 9AP	01992 639844
Interpart	28 High Street, Tring, HP23 5AA	01442 827543
ALS Motor Parts Ltd.	Unit 7 Optima Business Park, Pindar Road, Hoddeston, EN11 0DY	01992 440609
Motaway Belts Ltd	106 Longlands, Hemel Hempstead, HP2 4ET	01442 244831
R-Tec Auto Design	Lyon Way, Hatfield Road, St Albans, AL4 0QU	01727 790100

KENT

D & S Motorspares	20 Shirley Avenue, Davis Estate, Chatham, ME5 9UR	01634 867009
Drive Motor Spares	75 High Street, New Romney, TN28 8AZ	01797 338600
Motique	37 Station Approach, Hayes, Nr Bromley, BR2 7EB	02084 623377
The Ultimate Finish	1 Brands Hatch Park, Brands Hatch, Fawkham, DA3 8PU	08458 381200
Auto Useful	Unit 2 Building Square, Court Hill Littlebourne, Canterbury, CT3 1XU	07791 409282
Chaucer Motor Factors	67-69 Sturry Road, Canterbury, CT1 1BU	01227 454994

LANCASHIRE

Autocaraze (A1 Motor Stores)	410 - 414 Manchester Road East, Little Hulton, Worsley, Manchester, M38 9WH	01617 999726
Motocare (Manchester) Limited	102 Red Bank Road, Bispham, Blackpool, FY2 9DZ	01253 352072
The Polishing Booth	Unit 9 Traceys Ind Est, Wigan Road, Leyland, PR25 5UA	01772 459773
Top Gear	Old Conservative Club Union Rd, Church Accrington, Blackburn, BB1 5EY	01254 389911
Top Gear	17 Harding Street, Rose Grove, Burnley, BB12 6JG	01282 434343
Top Gear	Albert Rd, Prinet Hill, Colne, BB8 9NF	01282 871249
A F L Autofactors Ltd	Leyland Lane, Leyland, Preston, PR26 8PH	01772 431141
Alan Quine (Parr Lane) Ltd.	253-255 Parr Lane, Unsworth, Bury, BL9 8LX	01617 965797
Andrew Curran Ltd	1 Anchorholme Lane East, Thornton-Cleveleys, Blackpool, FY5 3QH	01253 867411
Awesome Gti Ltd	Unit 1 Siemens Road, Northbank Business Park, Irlam, Manchester, M44 5AH	01617 760777
First Choice Bumpers	Unit 4 The Lion business Centre, Leopold Street, Pemberton, WN5 8EG	01942 620678
G & B Accessories	39 Sandy Lane, Skelmersdale, WN8 8LA	01695 721694

General Traffic Ltd

Karlines	
Motorneeds	
Privacy Tinting	
TMS Autoparts	

LINCOLNSHIRE

Allwoods Automotive	
Motosave Ltd- leeds	
Motosave Ltd- leeds	
Motosave Ltd- leeds	
Motosave Ltd- leeds	
Motosave Ltd- leeds	

Auto Mate (Louth) Ltd

Vertar

LONDON

ABM Motor Factors	
ABM Motor Factors	
Auto Power	
Champion Motor Spares	
Elite Detailers Ltd	
FYCO Limited	
Lively Motorparts Ltd	
Stockwell Motor Accessories	

MIDDLESEX

Car Spares	
Unity Auto Factors - Teddington	
Camberley Auto Factors Ltd	
Car Audio & Security Ltd	

NORFOLK

High Crane Cleaning Equipment Ltd	
Wilco Motorspares Ltd	
Wilco Motorspares Ltd	
Wilco Motorspares Ltd	
Wilco Motorspares Ltd	
Wilco Motorspares Ltd	
Wilco Motorspares Ltd	
Wilco Motorspares Ltd	
Wilco Motorspares Ltd	
Wilco Motorspares Ltd	
Automotive Parts Distribution Ltd	
Norfolk Car Care	
Stratton Discount Autoparts	

NORTH YORKSHIRE

Motosave Ltd- leeds	
Motosave Ltd- leeds	
Motosave Ltd- leeds	

Rutland Mill, Adelaide Street, Bolton, BL3 3NZ	
194-196 Blackburn Road, Bolton, Lancashire, BL1 8DT	
92 Derby Lane, Liverpool, Merseyside, L13 3DW	
Unit 19 Golburne Enterprise Park, Kidglove Road, Warrington, WA3 3DP	
272 Oldham Road, Failssworth, Manchester, M35 0HB	

221 Newark Rd, Lincoln, LN5 8NQ	
272/274 Wragby Road, Lincoln, LN2 4PY	
Newark Road, Bracebridge, Lincoln, LN6 8RP	
2 Snowdonia Avenue, Skippindale Estate, Scunthorpe, DN15 8NL	
2 Southholme, Gainsborough, DN21 2EO	
25 CONWAMORE ROAD, Grimsby, DN32 9HH	
Uppate, Louth, LN11 9HD	
Unit 15 Station Road Business Park, Barnack, Stamford, PE9 3DW	

65 Plumstead High Street, SE18 1SB	
235-255 Bromley Road, Catford, SE6 2RA	
355 Green Lanes, Palmers Green, N13 4UG	
122-124 Portland Road, South Norwood, SE25 4PL	
Knightsbridge Car Park, Kinnerton Street, SW1X 8EA	
Lyons Place, NW8 8NL	
957 Fulham Road, SW6 5HY	
226-236 Clapham Road, SW9 0PZ	

779 Hertford Road, Freezywater, Enfield, EN3 6SE	
104 Church Road, Teddington, TW11 8EY	
7 - 9, Kingston Road, Staines, TW18 4QX	
Unit 6A Bilton Way, Hayes, UB3 3NF	

South Walsham Road, Acle, Norwich, NR13 3ES	
Norwich Road, Watton, IP25 6JB	
40/48 Dereham Road, Norwich, NR2 4AZ	
6 Vicarage Street, North Walsham, Norwich, NR28 9EQ	
165-175 Aylsham Road, Norwich, NR3 2AD	
52/57 St. Nicholas Road, Gt Yarmouth, NR30 1NP	
2 Reepham Road, Norwich, NR6 5LE	
44 Lynn Road, Gaywood, Kings Lynn, PE30 4PY	
Salhouse Road, Norwich, NR7 9AH	
Unit D1/D2 Pinteraes Est, Salhouse Road, Norwich, NR7 9BB	
3 Sper Road, Norwich, NR6 6BZ	
25 Vervain Close, Bradwell, Great Yarmouth, NR31 8SS	
Chandler House, The Street, Long Stratton, NR15 2XJ	

2 Scarborough Road, Norton, Malton, YO17 9HA	
Malton Road, York, YO31 9LT	
Scott Road, Selby, YO8 0BL	

01204 855407
01204 531110
01512 289185
01492 274026
01616 816827

01522 884400
01522 541500
01522 522248
01724 289089
01427 811113
01472 355422
01507 603482
01780 749449

02083 160400
02086 977098
02088 822206
02086 546447
07933 379333
02077 069005
02077 364763
02075 823666

01992 764060
02089 439566
01784 459071
08707 551122

01493 750072
01953 882902
01603 660474
01692 406666
01603 409224
01493 853640
01603 787854
01553 765093
01603 430000
01603 431921
01603 486020
01493 602049
01508 531072
01653 693330
01904 431951
01757 210700

STOCKISTS

Oak Road & Whitby Motor Factors Ltd	45 Oak Road, Redcar, Cleveland, TS10 3MS	01642 475641	Motosave Ltd- leeds	161 Wilthorpe Road, Barnsford, S75 1JQ	01226 248600
Oak Road & Whitby Motor Factors Ltd	7 Byland Road, Whitby, YO21 1JH	01947 600454	Road & Rally - Sheffield	153 Chaucer Road, Parson Cross, Sheffield, S5 9QN	01142 862227
Bedale Motor Factors Ltd	Tutin Road, Leeming Bar Industrial Estate, Northallerton, DL7 9UJ	01677 424662	Hoyland Auto Spares	19 Hoyland Road, Hoyland Common, Barnsley, S74 0LT	01226 744239
Betta Motoring Limited	4 Queen Street, Scarborough, YO11 1HA	01723 376245	STAFFORDSHIRE		
Motorcount Ltd.	45 Brook Street, Selby, YO8 4AL	01757 703378	A to Z Motor Factors	Unit 9 The Island, Lichfield Road, Stafford, ST17 4JJ	01785 227777
W. Boyes & Co. Ltd.	Havers Hill, Eastfield, Scarborough, YO11 3DT	01723 582181	A to Z Motor Spare	Unit 1 King Street, Fenton, Stoke-On-Trent, ST4 3PA	01782 583400
NORTHAMPTONSHIRE			Motor Components (Rugeley) Ltd.	Sheep Fair, Rugeley, WS15 2AT	01889 586278
McGanns	71 Harborough Road, Kingsthorpe, Northampton, NN2 7SH	01604 715021	Motor Components (Uttoxeter) Ltd.	Holly Road, Uttoxeter, ST14 7NY	01889 562446
Wilco Motorspares Ltd	2 Stamford Road, Kettering, NN16 8LQ	01536 482533	Autocare	The Old Fire Station, Market Square, Stone, ST15 8AT	01785 819449
Wilco Motorspares Ltd	10/12 The Jamb, Corby, NN17 1AY	01536 202288	Hi Spec Autos	39A Birmingham New Road, Wolverhampton, WV4 6BL	01902 343098
Wilco Motorspares Ltd	8 High Street, Wellingborough, NN8 4JU	01933 271563	Holdcroft Nissan	Leek Road, Hanley, Stoke-On-Trent, ST1 6AL	01782 204268
NORTHUMBERLAND			Kapasi Car Spares Ltd	5 High Street, Brierley Hill, DY5 3AA	01384 262301
A V Taylor Ltd	10 West Road, Newcastle-Upon-Tyne, Tyne and Wear, NE4 9HD	01912 732947	Partsworld Ltd	Unit C Orbital Way, Cannock, WS11 8XW	01543 431965
Gearbox Autoparts	61 - 63 Station Road, Forest Hall, Newcastle-Upon-Tyne, Tyne and Wear, NE12 8AQ	01912 669846	Performance Motorcare Products Ltd	Post Office Cottages, The Square, Eford, B79 9DB	01827 383339
A V Taylor Ltd	Tyne Mills Industrial Estate, Hexham, NE46 1XL	01434 606985	SUFFOLK		
A V Taylor Ltd	82 - 84 Shields Road, Byker, Newcastle-Upon-Tyne, Tyne and Wear, NE6 1DS	01912 650028	Motorspares	117 Bures Road, Great Cornard, Sudbury, CO10 0JE	01787 376461
A V Taylor Ltd	28 Woodhorn Road, Ashington, NE63 9AE	01670 819916	Motorspares	89/91 Ipswich Street, Stowmarket, IP14 1BB	01449 613606
Discount Auto Parts	59 Nile Street, North Shields, Tyne and Wear, NE29 0BG	01912 578629	Motorspares	13 High Street, Mildenhall, IP23 7EQ	01638 716679
Gearbox Autoparts - Blyth	3a Broadway Circle, Blyth, NE24 2PG	01670 367473	Motorspares	7 Greyfriars Road, Moreton Hall, Bury St Edmunds, IP32 7DX	01284 752931
NOTTINGHAMSHIRE			Pitstop Auto Factor	3 High Street, Mildenhall, IP28 7EJ	01638 510511
Allwoods Automotive	361 Carlton Hill, Nottingham, NG4 1HW	01519 101200	Wilco Motorspares Ltd	445/449 Norwich Road, Ipswich, IP1 5DW	01473 747613
Allwoods Automotive	512 Lincoln Road, Newark, NG24 2DR	01636 686666	Wilco Motorspares Ltd	31/39 Undercliff Road West, Felixstowe, IP11 2AH	01394 278884
Motosave Ltd- leeds	41-57 Westgate, Worksop, S80 1LW	01909 489969	Wilco Motorspares Ltd	Raglan Street, Lowestoft, NR32 2LL	01502 589971
Road & Rally - Mansfield	140 Chesterfield Road, Mansfield, NG19 7JD	01623 657839			
Road & Rally - Shirebrook	50 Station Road, Shirebrook, Mansfield, NG20 8SZ	01623 748894	SURREY		
Vanstyle	Vanstyle, Unit1-4 Enterprise Place, Blidworth, NG21 0RT	01623 797358	Unity Auto Factors - Byfleet	24 High Road, Byfleet, KT14 7OG	01932 340100
OXFORDSHIRE			Unity Auto Factors - Lighthwater	Guilford Road, Lighthwater, GU18 5SB	01276 489820
Autolex	Friday Street, Henley on Thames, RG9 1AL	01491 577720	Unity Auto Factors - New Maldon	Unit A Wellington Crescent, New Maldon, KT3 3RJ	02089 493535
Autoparts Thame	100 High Street, Thame, Oxon, OX9 3EH	01844 213416	Unity Auto Factors - Walton	61-63 Terrace Road, Walton on Thames, KT12 2SW	01932 220061
Interpart	19 High Street, Witney, OX8 6LW	01993 703713	Unity Auto Factors - Woking	Unit 10, Monument Way East, Woking, GU21 5LY	01483 730026
Oxford Performance Works Ltd	8 Cherwell Drive, Marston, Oxford, OX3 0LY	01865 769911	BCSS Car Sounds Ltd	186-188 Brighton Road, Coulsdon, CR5 2NF	02086 450655
SOMERSET			Camberley Auto Factors Ltd	Berrys Lane, Chertsey Road, Byfleet, KT14 7AU	01932 353222
Avon & Wessex	31 First Avenue, Westfield Ind Estate, Midsomer Norton, BA3 4BS	01761 414474	i4Detailing	Unit 18 Lambs Business Park, Tarracotta Road, South Godstone, RH9 8LJ	01342 893006
Mill Autoquip	Unit E Wylds Road Industrial Estate, Bridgewater, TA6 4BH	01278 433355	SUSSEX		
Motor Parts Weston	Pottney Close, Winterstoke Road, Weston-Super-Mare, BS22 8EG	01934 621324	Titwinse Limited	Unit 7 Potts Marsh Industrial Estate, Eastbourne Road, Westham, BN24 5NH	01323 760669
Automotive Parts Distribution Ltd	Butt Close, Clastonbury, BA6 9HY	01458 832915	Camberley Auto Factors Ltd	Unit 7 Woodruff Business Centre, Terminus Road, Chichester, PO19 8PH	01243 780072
B.H.P. (Bath)	135 Coronation Avenue, Oldfield Park, Bath, BA2 2JX	01225 311219	WARWICKSHIRE		
Hickleys Ltd	Castle Street, Tangle, Taunton, TA1 4AU	01823 328500	Chopras Auto Spares Ltd	77-85 King Street, Bedworth, CV12 8JE	02476 319028
Mill Autoquip	Unit E, Aiscombe Way, Great Weston Trade Park, Weston Super Mare, BS22 8NA	01934 414225	WEST MIDLANDS		
Mill Autoquip	Cornishway West, Galmington Trading Estate, Taunton, TA1 5NA	01823 336600	R H Autoparts Ltd	157 Somerford Road, Weoley Castle, Birmingham, B29 5LB	01214 773434
Mill Autoquip	Unit 3 Millfield Trading Estate, Chard, TA20 2BB	01460 260030	Autokleen Limited	Unit 41 Gravely Industrial Park, Birmingham, B24 8TG	01213 268912
SOUTH YORKSHIRE			Autopitstop	138 Jubilee Crescent, Radford, Coventry, CV6 3ES	02476 598222
Motosave Ltd- leeds	306 Thorne Road, Doncaster, DN2 5AL	01302 332325	Brunts Ltd	Unit 15 Blue Ribbon Park, Coventry, CV6 5RB	02476 684372
Raikas Ltd- leeds	Raikas Street, Swinton Road, Mexborough, S64 9JB	01709 579759	Puma Build Ltd	Unit 5 Holford Drive, Parry Barr, Birmingham, B42 2TU	01213 562638
Motosave Ltd- leeds	Pontefract Road, Ludwood, Barnsley, S71 5JH	01226 297071	Pure Customs	Unit 7 Rowleys Green Ind Est, Rowleys Green, Coventry, CV6 6AN	02477 679907

WEST YORKSHIRE

Auto Silicone Hoses Ltd	Holmebank Business Park, Station Road, Mirfield, WF14 8NA	08448 000669
Auto Spares Kippax	Roger Fold, Kippax, Nr Leeds, LS25 7AZ	01132 862793
Beeston Motor Factors	273-275 Dewsbury Road, Beeston, Leeds, LS11 5HN	01132 785100
BFC Car Spares	471-475 Wakefield Road, Frosthill, Liversedge, WF15 6BL	01924 409232
L K Performance Ltd	34 Bradford Road, Cleckheaton, BD19 3LL	01274 878 321
Motosave Ltd- leeds	Unit 1, 320 Allerton Road, Bradford, BD15 7QE	01274 497070
Motosave Ltd- leeds	Unit 7, Alston Retail Park, Bradford Road, Kieghley, BD21 3NG	01535 601000
Motosave Ltd- leeds	Unit 3, 3 Tong Street, Knowles Lane, Bradford, BD4 9RB	01274 680077
Motosave Ltd- leeds	Bradford Road, Huddersfield, HD2 2QN	01484 452552
Motosave Ltd- leeds	Forster Court, Hunslet Road, Leeds, LS10 1BA	01132 771221
Motosave Ltd- leeds	487 Stanningley Road, Bramley, Leeds, LS13 4AP	01132 362361
Motosave Ltd- leeds	Bruncliff Road, Morley, Leeds, LS27 0LF	01132 529495
Motosave Ltd- leeds	Roseville Road, Leeds, LS8 5DR	01132 499499
Motosave Ltd- leeds	Willow Bridge Lane, Whitwood, Castleford, WF10 5NW	01977 550101
Motosave Ltd- leeds	55 Weeland Road, Knottingley, WF11 8BE	01977 672388
Motosave Ltd- leeds	851 Bradford Road, Birstal, WF17 8RP	01924 422533
Bargain Motor Factors	109 Roundhay Road, Leeds, LS8 5AJ	01132 487214
Charlies Motorcycles	Unit 7 Royds Enterprise Park, Future Fields, Bradford, BD6 3EW	01274 694231
City Coms Ltd	Brettton Street Enterprise Centre, Brettfield Court, Dewsbury, WF12 9DB	01924 566086
Low Kost Motor Spares	424-428 Bradford Road, Batley, WF17 5LS	01924 470930
R U Motoring	56 Baillyhall Road, Garforth, Leeds, LS25 1DY	01132 874444
Yorkshire Car Parts	532 Scott Hall Road, Leeds, LS7 3RA	01132 662146

WILTSHIRE

Motorabit Accessories Ltd.	25-27 Brown Street, Salisbury, SP1 2AS	01722 328601
Prospect Autospares Ltd	Unit 7 Prospect Place, Trowbridge, Wiltshire, BA14 8QA	01225 769656
CV Spares	8 Lynton Road, Cheney Manor Industrial Estate, Swindon, SN2 2QJ	01793 532891
Melksham Motor Spares Ltd	7 Chequers Corner, Lancaster Road, Bowerhill Trading Estate, Melksham, SN12 6SS	01225 790123
Motorsave (West Swindon)	Unit 6, West Swindon Centre, Swindon, SN5 7DL	01793 870017

WORCESTERSHIRE

Frontline Tools Ltd	215 Brettell Lane, Amblecote, Stourbridge, DY8 4BG	01384 484950
Perfectly Clean	Unit C Hanbury Road, Stoke Prior, Bromsgrove, B60 4AE	01905 841414
The SL Shop	Unit 15 Stockwood Business Park, Stockwood, Redditch, B96 6SX	01386 791072
Woodcraft Mica Hardware	193 High Street, Lye, Stourbridge, DY9 8LH	01384 422026

SCOTLAND

ABERDEENSHIRE

Auto Parts Of Inverurie	Harlow Rd., Inverurie, AB51 4FH	01467 624429
Autocare - Turriff	5 School Hill, Turriff, AB53 4DX	01888 563306
Autosave Components - Aberdeen	7 Summerhill Court, Aberdeen, AB15 6TW	01224 323541
Autosave Components - Bridge of Don	Broadford Road, Bridge of Don, Aberdeen, AB23 8EE	01223 823826
Autosave Components - Esplanade	18 North Esplanade West, Aberdeen, AB11 5RJ	01224 255333
Motor Parts (Fraserburgh) Ltd	7 Barrasgate Road, Fraserburgh, AB43 9HH	01346 510921
Polished Bliss Ltd	Craigearn Business Park, Kintore, AB51 0TH	08454 540017

ANGUS

Autosave Components - Dundee	119 Clepington Rd., Dundee, DD3 7NU	01382 458666
------------------------------	-------------------------------------	--------------

ARGYLLSHIRE

B & H Autospares	5 MacGregor Court, Oban, Argyll, PA34 4DG	01631 564608
------------------	---	--------------

AYRSHIRE

Autogear	26a Dean Street, Kilmarnock, KA3 1EA	01563 528808
Ayrshire Motor Factors	48 Glasgow Street, Ardrossan, KA22 8EH	01294 313158

CAITHNESS

Autoparts of Thurso	19b Neil Gunn Drive, Ormlie Industrial Estate, Thurso, KW14 7QU	01847 892916
Gordon Motors	Miller Lane, Wick, Caithness, KW1 5AP	01955 604240

DUMFRIESHIRE

DA Autoparts Ltd.	St. Marys Industrial Estate, Dumfries, DG1 1NA	01387 269546
Border Cars Ltd	Glasgow Road, Newbridge, Dumfries, DG2 0LL	01387 720551

EDINBURGH

Autosave Car Parts & Accessories	17 Crewe Road South, Craigleigh, Edinburgh, EH4 2HY	01314 671113
----------------------------------	---	--------------

FIFE

Essport Accessories	Miller Road, Baldrigguburn, Dunfermline, KY12 9DL	01383 735641
Ultimate Shine	Unit 5 Midfield Way, Dunnikier Business Park, Kirkcaldy, KY1 9LW	07951 938177

INVERNESS-SHIRE

Autosave Components - Harbour	35H Harbour Road, Inverness, IV1 1UA	01463 713646
B & H Autospares	Units 2 - 7 Claggan Road, Claggan Industrial Estate, Fort William, PH33 6PH	01397 705683

LANARKSHIRE

Auto Cruisers	186-192 Gallowgate, Glasgow, G1 5DR	01415 527212
Andrew Watt Ltd.	Riverford Road, Pollokshaws, Glasgow, G43 1PX	01416 365322
Andrew Watt Ltd.	424 Main Street, Wishaw, ML2 7PL	01698 361557
Autoparts	Maxwellton Avenue, East Kilbride, Glasgow, G74 3AF	01355 248079
Autoparts	Argyle Crescent, Hill House Industrial Estate, Hamilton, ML3 9BQ	01698 281100
Autoparts	Chapel Hill Industrial Estate, Airdrie, ML6 7UD	01236 626262
Autoparts	27 Union Street, Larkhall, ML9 1DZ	01698 888995
Ratray Motor Spares	12 Cornwall Street, Glasgow, G41 1AQ	01414 276517

MORAYSHIRE

Autosave Components - Elgin	Unit 8-9, Tyock Industrial Estate, Elgin, IV30 1XY	01343 555100
-----------------------------	--	--------------

RENFREWSHIRE

Auto Cruisers	7 Jamaica Street, Greenock, PA15 1XX	01475 724000
Premier Motor Factors	33b New Sneddon Street, Paisley, PA3 2AZ	01418 891171

ROSS-SHIRE

The Steading Valet & Detailing	Dalmore Farm, Alness, IV17 0UX	07834 234369
Goodtread Tyre & Motor Factors	38-40 High Street, Alness, IV17 0PS	01349 882260

SHETLAND

J Burgess	Holmsgarth Road, Lerwick, Shetland, ZE1 0PW	01595 692896
-----------	---	--------------

STIRLINGSHIRE

Motac Auto Centre	63 Glasgow Rd., Stirling, FK7 0PA	01786 479066
Fergusons of Stirling Ltd	Unit 3, 1 Cunningham Road, Springkerse Industrial Estate, FK7 7SW	01786 450222
Ian Grieve (Falkirk) Ltd	95 Glasgow Road, Camelon, Falkirk, FK1 4JD	01324 605100

SUTHERLAND

Lindsay & Co	Main Street, Golspie, KW10 6RA	01408 633212
--------------	--------------------------------	--------------

WIGTOWNSHIRE

DA Autoparts Ltd.	Black Parks Industrial Estate, Stranraer, DG9 7DD	01776 700444
-------------------	---	--------------

STOCKISTS

WALES

CARMARTHENSHIRE

SpareWorld 2 The Square, Llandello, Cross Hands, Dyfed, West Glamorgan, SA14 6NR 01269 832223
 Unique Audio & Styling Unit 1 The Foothold Village, Burry Road, Llanelli, SA15 2DS 01554 755749

DENBIGHSHIRE

Demon Tweaks 75 Ash Road South, Wrexham Industrial Estate, Wrexham, LL13 9UG 01978 663081

FLINTSHIRE

Checkpoint Motor Spares The Cross, Queensferry, Deeside, CH5 1SU 01244 812108
 Checkpoint Motor Spares Chester Road, Mold, CH7 1UF 01352 700099

GLAMORGAN

A1 Car Parts Direct 18 Bryneiron Road, Penrynheol, Swansea, SA4 4XW 01792 892856
 Phoenix Motor Factors Fishguard House, Picton Street, Nantyllyfyllon, Maesteg, CF34 4EW 01656 739239
 R J S Auto and Sons 10 High Street, Gorseinon, Swansea, SA4 4BX 01792 897758
 Bridgend Motor Factors Tremains Road, Bridgend, CF31 1UA 01656 642900
 FMP Motor Factors Ltd Unit 1 St John's Court, Upper Forest way, Enterprise Park, Swansea, SA6 8DU 01792 771881
 L D S Motor Factors LDS House, Cardiff Road, Barry, CF63 2BE 01446 736010
 Roadrunner Motorparts Ltd Main Road, Church Village, Pontpridd, CF38 1PY 01443 201616
 SpareWorld 4 Freeschool Court, Bridgend, CF31 3AF 01656 767684
 SpareWorld 11 Brook St, Williamstown, Rhonda, CF40 1RB 01443 423224
 SpareWorld 26 High Street, Treorchy, Rhondda, CF42 6NR 01443 773277
 SpareWorld New Cardiff Road, Cwmbach, Aberdare, CF44 0AG 01685 876106
 SpareWorld Unit 11, Merthyr Industrial Park, Pantrebach, Merthyr Tydfil, CF48 4DR 01443 692040
 SpareWorld New Road, Tir Yr Berth, Hangoed, CF8 8AU 01443 834729
 SpareWorld Unit 3 The Imperial Centre, Swansea Enterprise Park, Swansea, SA7 9EH 01443 423224
 Trident Motorsport 22c Lewis Street, Aberaman, Aberdare, CF44 6PY 01685 885194

MONMOUTHSHIRE

Midnight Motor Factors Ltd Granville Street, Newport, Gwent, NP20 2AE 01633 259781
 Fast Parts Wales Ltd Darren Drive, Prince of Wales Industrial Estate, Abercarn, Gwent, NP11 5AR 01495 246511
 Mon & Border Motor Factors Ltd Autopia, Llantarnam Rd., Cwbran Torfaen, NP44 3BB 01633 866366
 Spartan Motor Factors Ltd 35 Malpas Road, Newport, Gwent, NP20 5PB 01633 852100

PEMBROKESHIRE

Bumper to Bumper Commercial House, Carmarthen Road, Kilgetty, SA68 0UF 01834 811108

POWYS

Marks Auto Accessories Clive Building, Church Street, Welshpool, SY21 7DQ 01938 554718

NORTHERN IRELAND

COUNTY ANTRIM

D.J.F Group 46 Cromkill Road, Ballymena, BT42 2JR 02825 644333
 East Antrim Motor Factors Unit 1A Oakland Park, Carrickfergus, BT38 7QN 02893 351528
 Ellis Autoparts 6B Woodburn Road, Carrick Fergus, BT38 8HQ 02893 360123
 J Gordon + Sons 175 Doagh Road, Newtown Abbey, BT36 6AB 02890 864339
 Car Care Centre Unit 1 Riverside Centre, Young Street, Lisburn, BT27 5EA 02892 626828
 Creightons Autostore 87-89 Upper Lisburn Road, Belfast, BT10 0GY 02890 623623
 Paints & Components (Ballmoney) Ltd 13A-17 Seymour Street, Ballymoney, BT53 6JR 02827 663090
 Pro Car Unit 9 Edgar Industrial Estate, 14 Comber Road, Carryduff, Belfast, BT8 8AN 02890 817187
 Tradeworks Dent Repair Unit 54 Ballymena Business Centre, 62 Fenaghy Road, Ballymena, BT42 1FL 02825 648933
 W17 Valeting 17 Killyless Road, Cullybackey, Ballymena, BT42 1HB 07756 435300

COUNTY ARMAGH

A.C. Components Unit 5-7, 127 Mahon Road, Portadown, BT62 3SF 02838 330700
 Allen Plant Hire 8 Ballymacbredan Road, Magheralin, Craigavon, BT67 0QU 02838 326356
 J & G Motor Factors 62-64 North Street, Lurgan, Craigavon, BT67 9AH 02838 344378
 Trade Tools 7A Flush Retail Park, Lurgan, BT66 7DT 02838 321155

COUNTY DOWN

Autospares of Comber 33 Mill Street, Comber, BT23 5EG 02891 871199
 Motorspares (N.I.) Ltd 28 Balloo Drive, Bangor, BT19 7DQ 02891 460004
 Giv-Ran Autoparts (Newry Ltd) Unit 2 H + P Business Park, 75 Belfast Road, Newry, BT34 1QH 02830 263616
 Weir Kar Parts 19 Linen Hall Street, Banbridge, BT32 3EG 02840 662696

COUNTY FERMANAGH

B N Performance Unit 6 Mill Street, Irvinestown, BT94 1GR 02868 621888
 Breen's Car Care Church Street, Enniskillen, BT74 7DW 02866 324450

COUNTY LONDONDERRY

North West Motor Factors Ltd 8A Springtown Industrial Estate, Derry, BT48 0LY 02871 370050
 C.E. Motor Factors 65-71 Catherine Street, Limavady, BT49 9DA 02877 722868
 North West Motor Factors Ltd 45 Ballyquin Road, Limavady, BT49 9EY 02877 722622
 Parts Garage Ltd 93 Spencer Road, Waterside, BT47 6AE 02871 313360
 Tyres & Motor Spares 103 Mayogall Road, Magherafelt, BT45 8PJ 02879 642836

COUNTY TYRONE

R T Auto Parts Ltd Morgans Hill Road, Cookstown, BT80 8HA 02886 766202
 Europarts Motor Factors Ltd 2 Washingford Row, Milltown, Dungannon, BT71 3BG 02887 726555
 M & L Autoparts Ltd 67 Gortin Road, Omagh, BT79 7HT 02862 245222
 Motorparts Strabane Ltd 9 Derry Road, Strabane, BT82 8DX 02871 885050

ISLANDS & CHANNEL ISLANDS

GUERNSEY

Harrison Automotive Unit 4, Les Monmains Business Park, La Hure Mare Road, Vale, GY3 5UD 01481 240770

ISLE OF LEWIS

Autoparts Stornoway Ltd Island Road, Stornoway, HS1 2RD 01851 706939

ISLE OF MAN

Ravmotors Ltd Parliament Square, Ramsey, IM8 2AB 01624 815000
 DMS Autocentre Ltd Demesme Road, Douglas, IM1 3DS 01624 623553

JERSEY

Trinity Automotive Royal Jersey Showground, La route de la Trinite, Trinity, Jersey, JE3 5JP 01534 862221

ORKNEY

Orkney Factors Ltd Crowness Road, Halston Industrial Estate, Kirkwall, KW15 1RG 01856 873377

Available in All Superstores



For the most up to date list of Meguiar's stockists and online retailers visit www.meguiars.co.uk

Follow Meguiars UK on:

